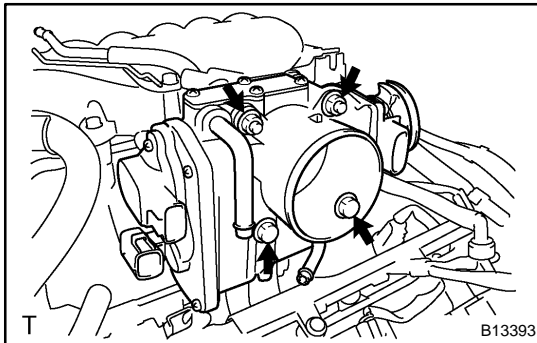


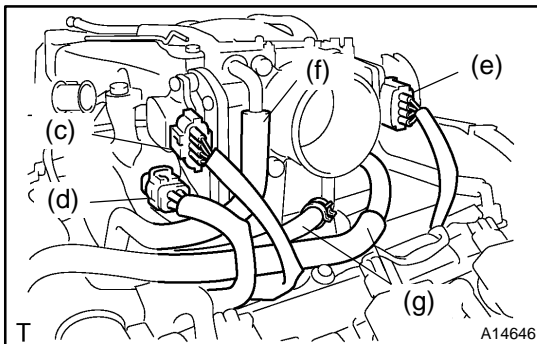
INSTALLATION

1. INSTALL THROTTLE BODY

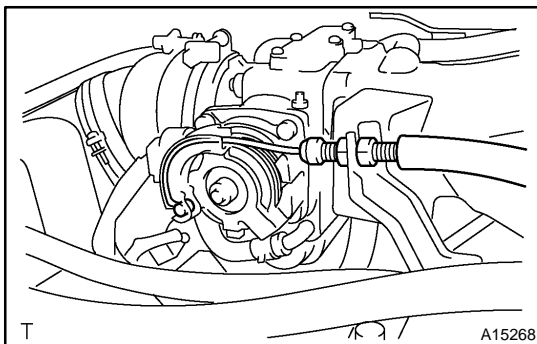
- (a) Place a new gasket on the air intake chamber facing the protrusion upward.



- (b) Install the throttle body with the 2 bolts and 2 nuts.
Torque: 18 N·m (180 kgf-cm, 13 ft-lbf)



- (c) Connect the throttle position sensor connector.
(d) Connect the throttle control motor connector.
(e) Connect the accelerator pedal position sensor connector.
(f) Connect the air hose.
(g) Connect the 2 water bypass hoses.



2. CONNECT ACCELERATOR CABLE TO THROTTLE BODY
3. INSTALL AIR CLEANER HOSE
4. FILL WITH ENGINE COOLANT
5. START ENGINE AND CHECK FOR COOLANT LEAKS